


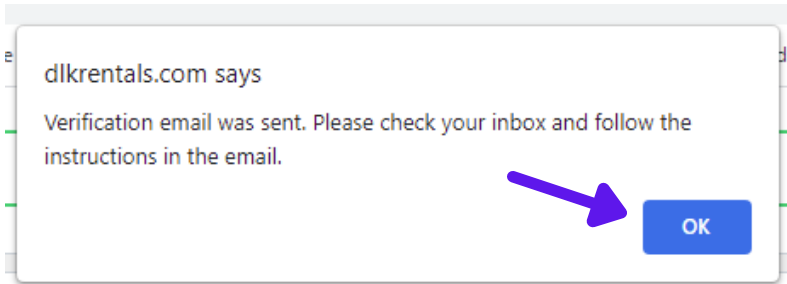
How do I pay my rent online?

First, verify on your rent bill the email address registered with DLK. You will need this to create your online account. We will walk you through creating your account on this handout. If you notice we have made an error in your email, please let us know before you create your online account.


Go to www.dlkrentals.com to create your online account. This will be your home base for all your payments. Along the top banner, click "Register."



This will lead you to a form to fill out with all your information. Remember, you **MUST** use the email address you have registered. You can register using your permanent OR rental address but the email address **MUST** match. If your email does not match, you will need to contact the DLK Office to have additional steps taken for account creation. Click "Register" when you have filled in all fields.



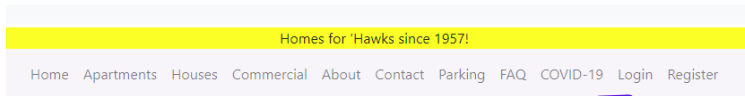
You will automatically get notification that a verification email has been sent to your inbox. You must verify your email before you can use your account for payment. Click "OK" to continue.



Your email has been verified

You can now sign in with your new account

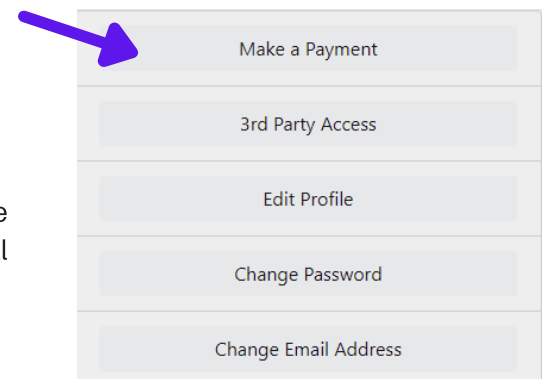
Check your email, open the no-reply email, click the link, and you will automatically have verified your account.



Navigate back to www.dlkrentals.com, but click "Login." You can now use your email address and the created password to access your rent and parking charges.



Use the buttons on the right side of your screen to make payments. All online and credit/debit card payments are subject to a \$10 convenience fee. Please remember if you pay for parking online or in the mail, you will need to pick up your permit in the office to adhere to your vehicle.



Contact us with any questions!